


TimeBase LawOne Quick Start Guide

Advanced legislation search

Access advanced mode	2
Search within a legislative title	5
Search without a legislative title	9
Review and refine search results	13
Popular search operators	18
Key points to remember	19





Show me how to...

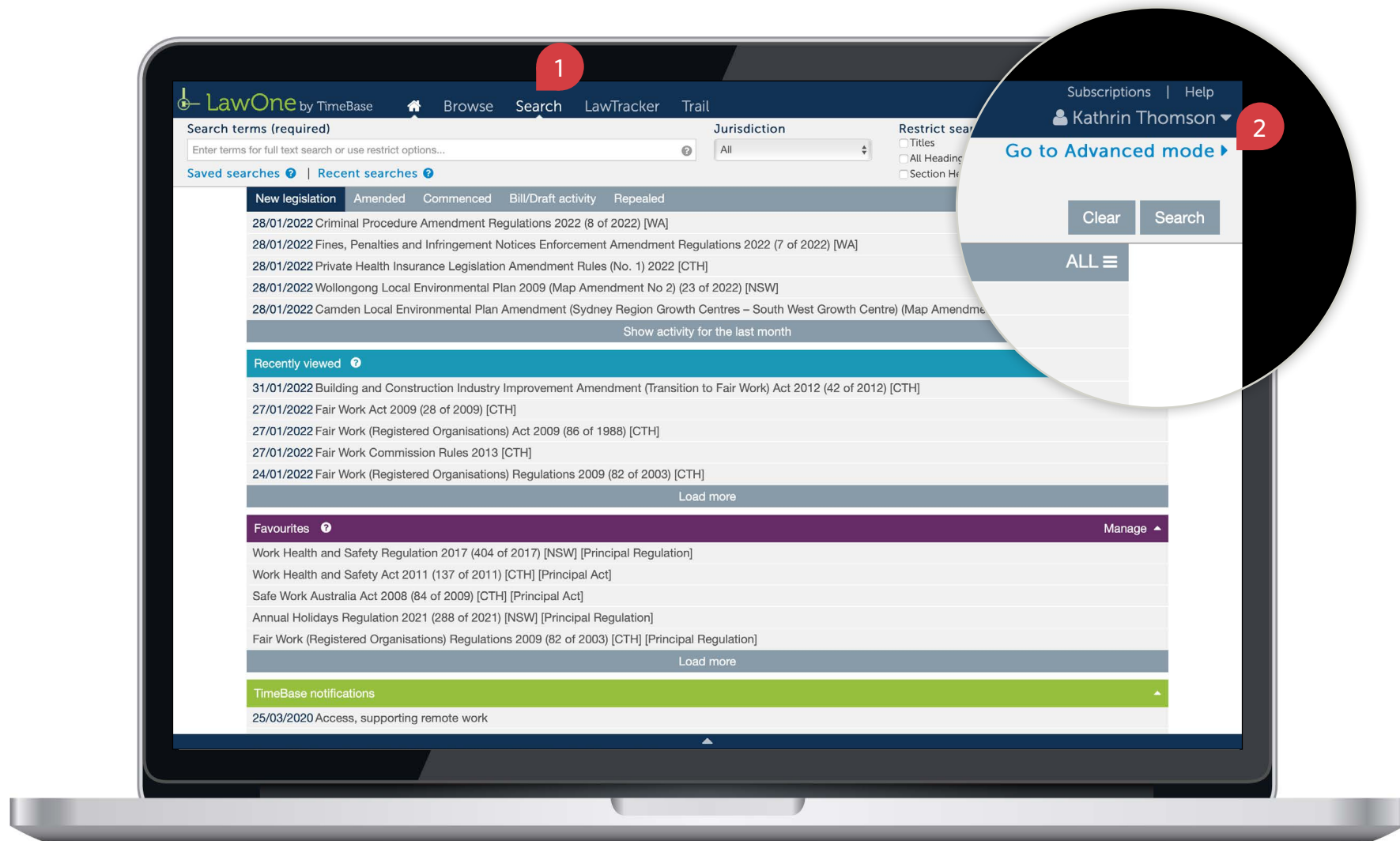
Access advanced mode

Switch from (default) basic mode to advanced mode to access comprehensive search options.



Access advanced mode

From any page: ❶ Click on **search** to open the search panel. ❷ Click on **go to advanced mode** to switch from basic mode to advanced mode and access additional search options. →



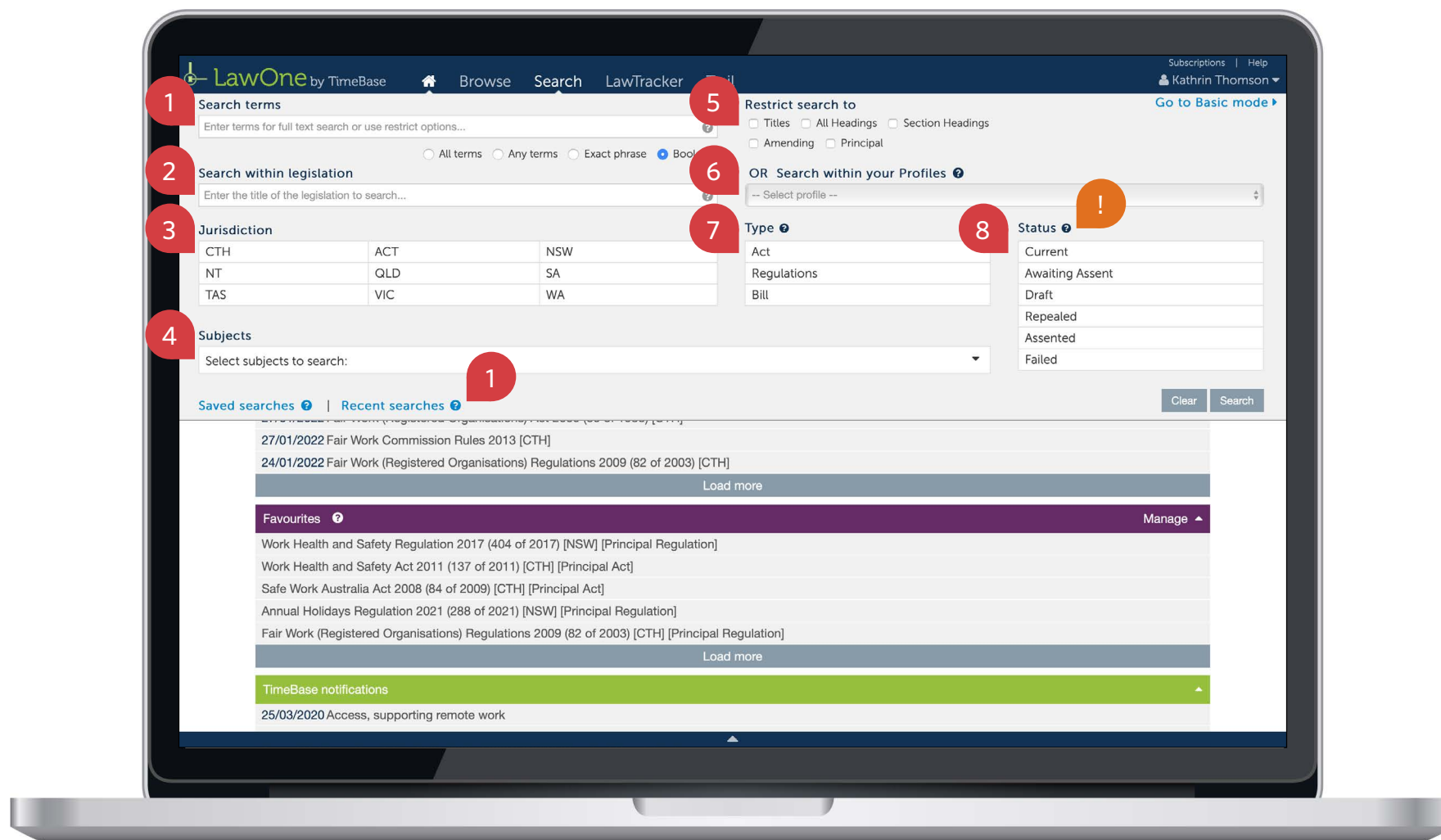


Access advanced mode continued

In advanced mode, you can:

- 1 Input **search terms** and choose a **search method**.
- 2 Search within a legislative **title**.
- 3 Search within **jurisdictions**.
- 4 Search within **subjects**.
- 5 Restrict your search to **titles, headings** and **principal**.
- 6 Search within an **alert profile**.
- 7 Specify the document **type**.
- 8 Specify the **status** of the item.
- 9 Load a **saved search** or **recent search**.

! For tips and information on how to improve your search, click on the **help icons**. □





Show me how to...

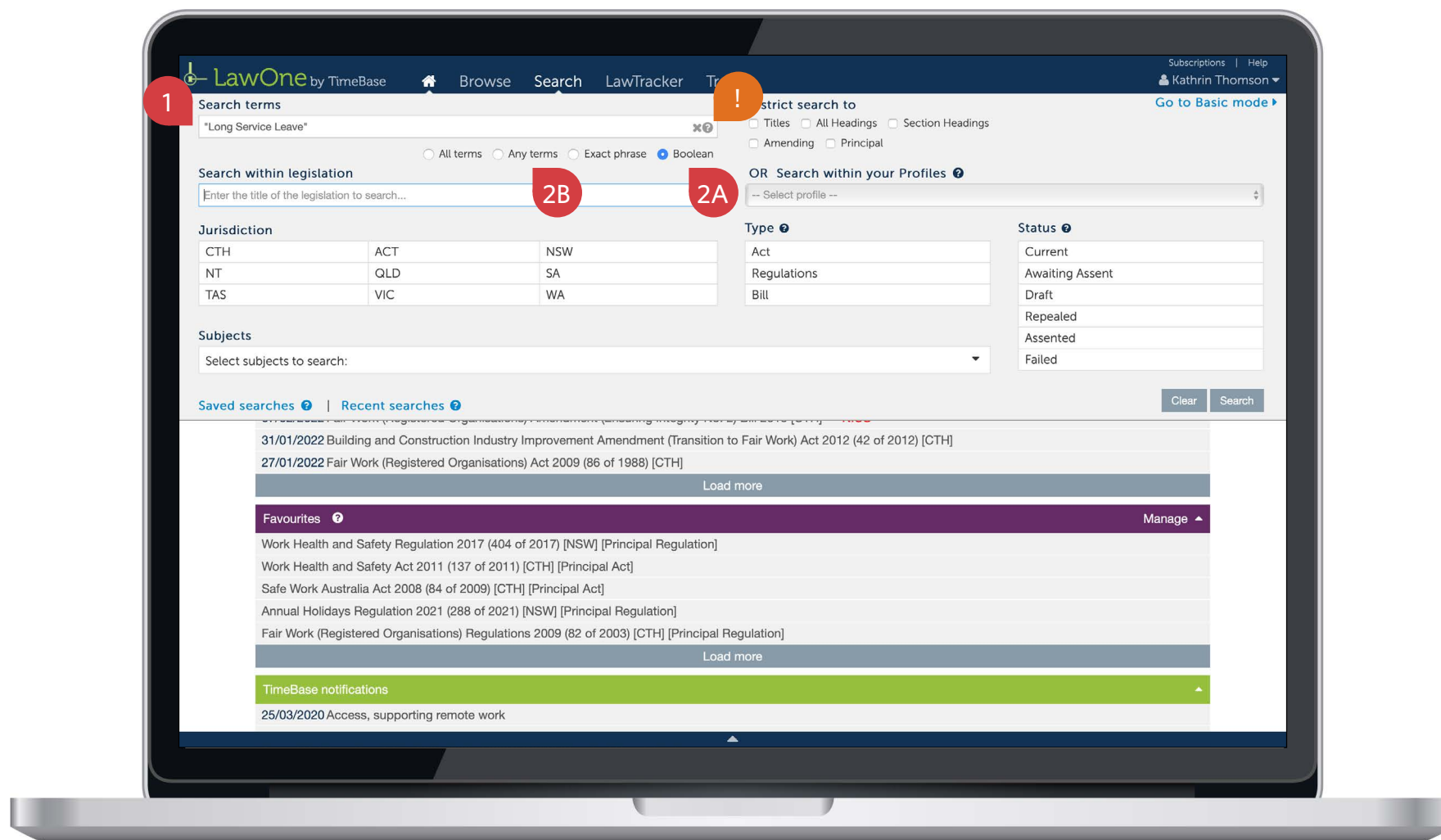
Search within a legislative title

Conduct an advanced search within a specific legislative title using the search panel in advanced mode.



Search within a legislative title continued

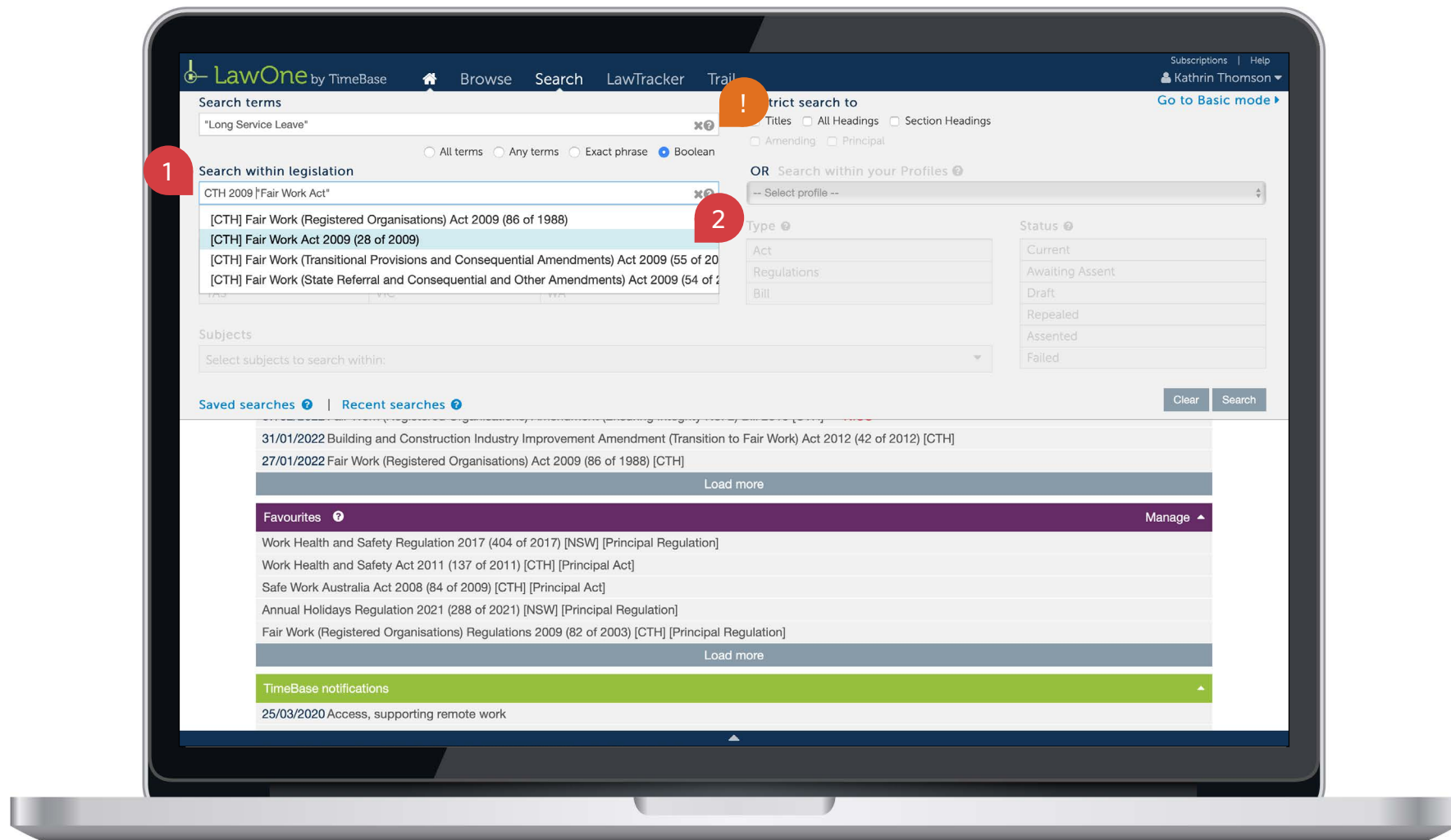
In advanced mode: **1** Enter your **search terms** into the search terms field. **2A** Choose a (default) **boolean** search method using search operators **OR** **2B** Select another search method (**all terms**, **any terms** or **exact phrase**). **!** To access a list of popular search operators, click on the **help icon** in the search field and a popup will appear. →





Search within a legislative title continued

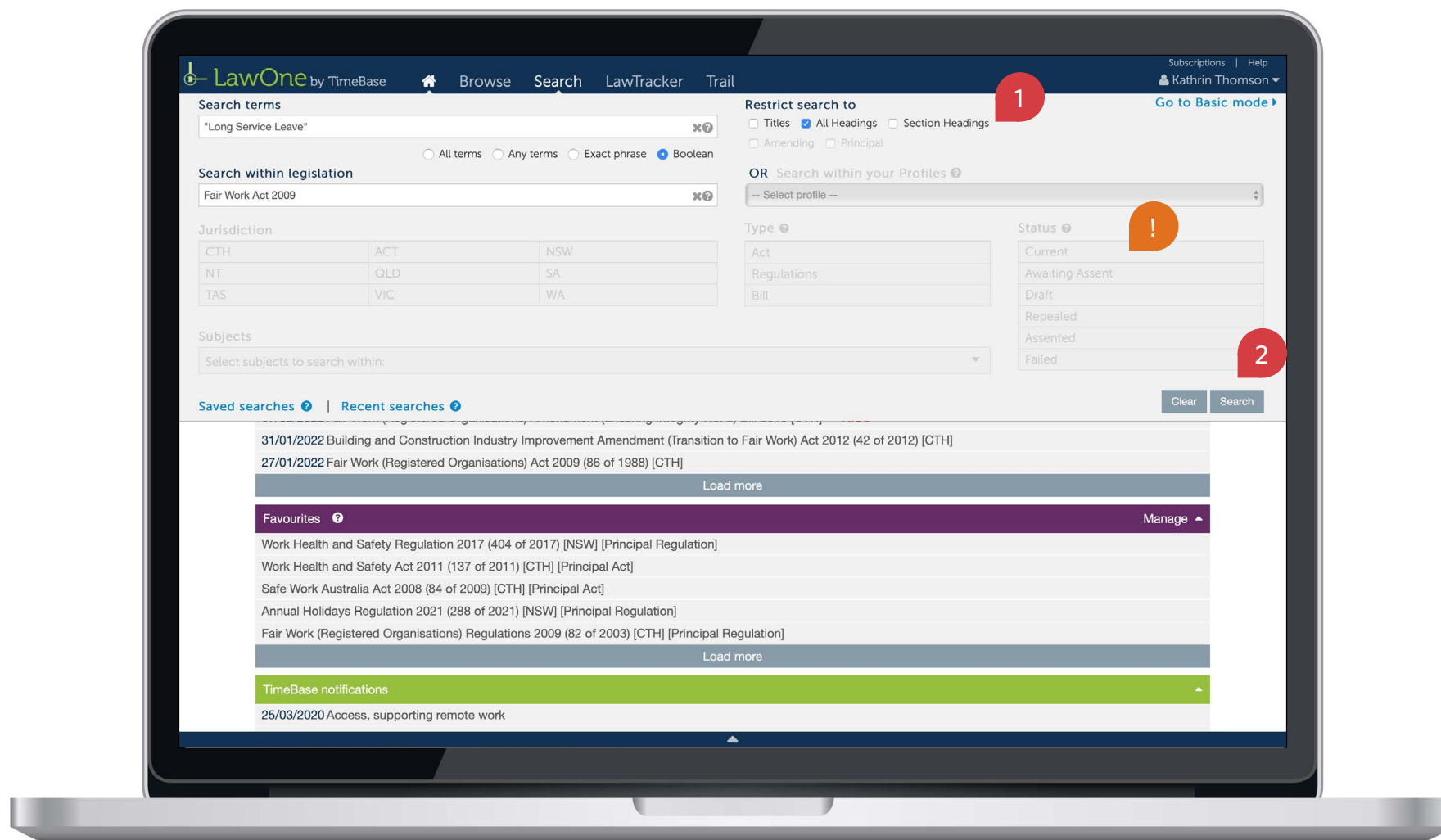
To find a legislative title: ❶ For best results, start by typing the **jurisdiction**, followed by the **act number** and/or **year**, then **title** into the legislation search field using search operators. A dynamic **lookup list** will appear. ❷ Select the relevant **title** from the list. ❸ To access a list of popular search operators, click on the **help icon** in the search terms field and a popup will appear. →





Search within a legislative title continued

To complete the search: ❶ Restrict your search terms to the **title** of the legislation (default), **all headings** (including subheadings) or **section headings** within the document. ❷ Click the **search** button to load the search results page. ⚠ When searching within a title of legislation, some of the other search options will be **obsolete**. ⚠ Your search configurations will be **saved** for the duration of your session. □





Show me how to...

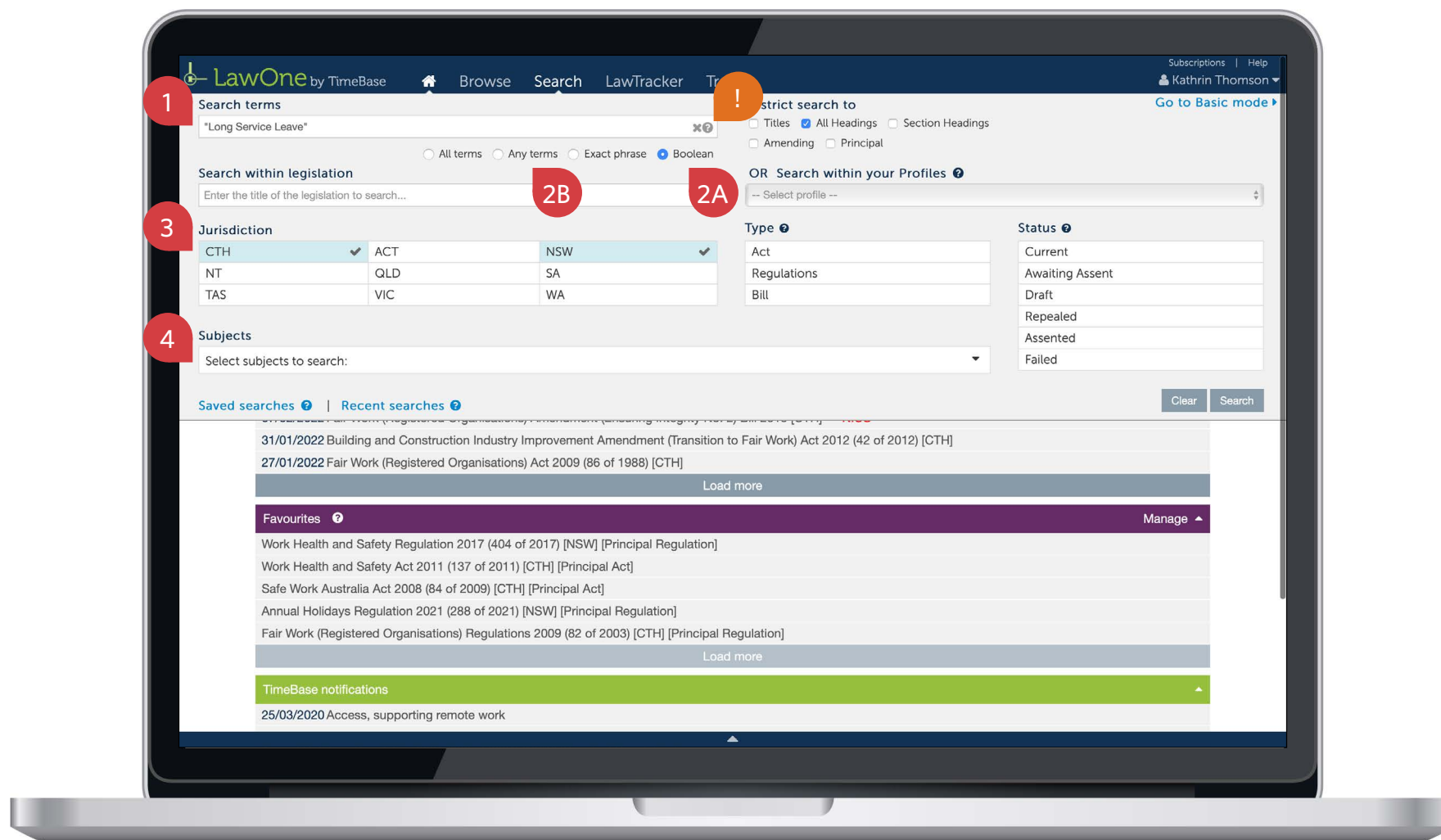
Search without a legislative title

Conduct an advanced search without a legislative title using the search panel in advanced mode.



Search without a legislative title

In advanced mode: **1** Enter your **search terms** into the search terms field. **2A** Choose a (default) **boolean** search method using search operators **OR** **2B** Select another search method (**all terms**, **any terms** or **exact phrase**). **3** Select one or more **jurisdictions** to search within (optional). **4** Click on **select subjects to search** to expand the subject options (optional). **!** To view a list of popular search operators, click on the **help icon** in the search field and a popup will appear. →





Search without a legislative title continued

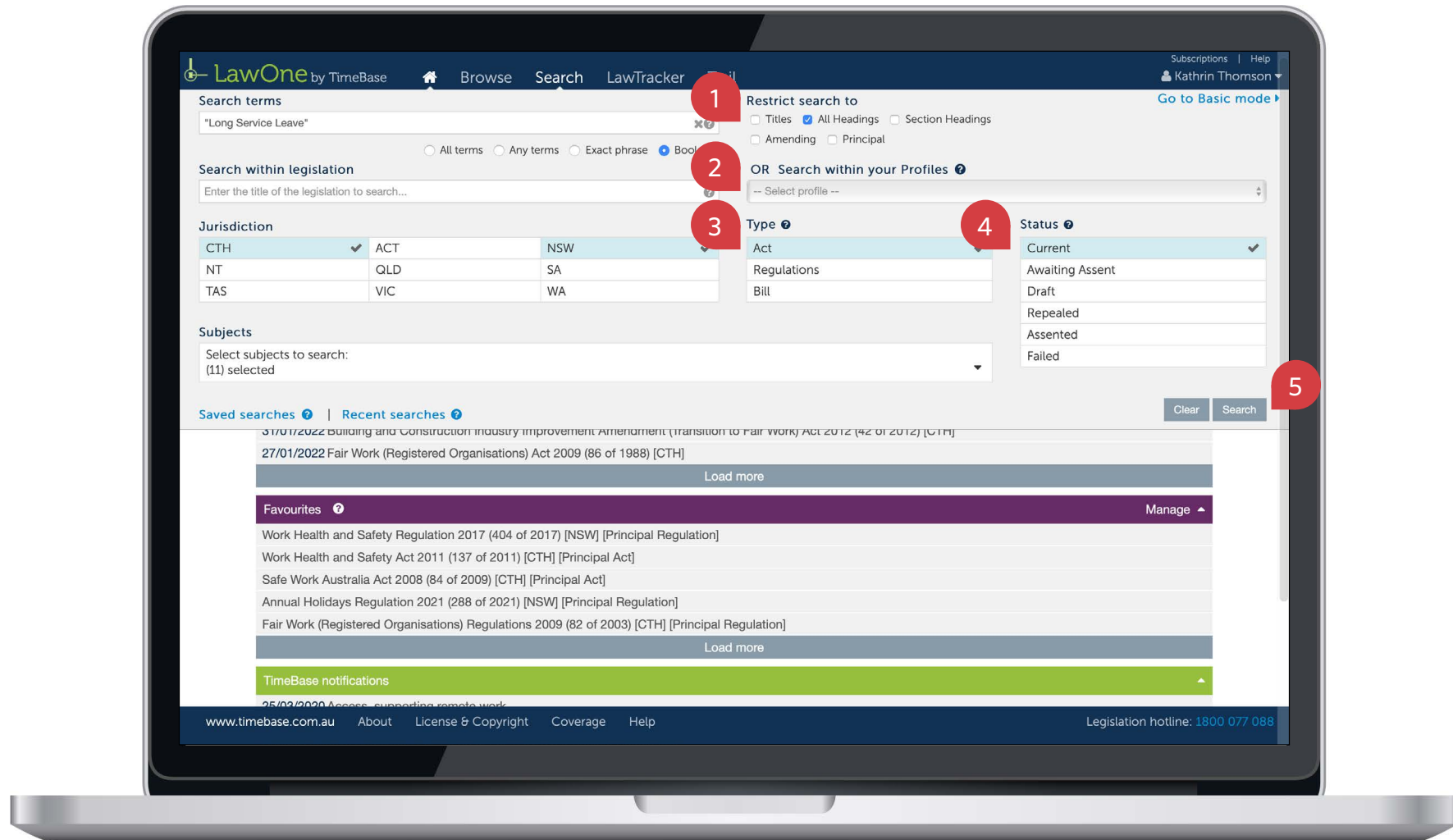
To select one or more subjects to search within (optional): **1** Scroll to and toggle the relevant main **subject area** to view all subjects within. **2** Click to **select** the **subject/s** you want to search. **3** Click on the **arrow** to collapse the subject panel. →

The screenshot displays the LawOne by TimeBase Advanced Legislation Search interface. The top navigation bar includes links for Browse, Search, LawTracker, and Trail. The search terms section shows "Long Service Leave" with options for All terms, Any terms, Exact phrase, and Boolean. The search within legislation section has a text input field. The Subjects section is highlighted with a red circle 1, showing a list of subjects with a red circle 2 on the "Select subjects to search" header. The list includes Customs and Excise, Defence, Education, Training and Research, (11) Employment and Industrial Relations, Intellectual Property, Legal System, Local Government, Media and Communications, Migration and Citizenship, Succession, Superannuation, Taxation, Trade and Industry, and Transport. A red circle 3 highlights the collapse arrow on the right side of the Subjects panel. The Status section shows a list of statuses: Current, Awaiting Assent, Draft, Repealed, Assented, and Failed. The Saved searches and Recent searches sections are also visible, along with a Favourites section and TimeBase notifications.



Search without a legislative title continued

To complete the search: ❶ Restrict your search to legislative **titles**, all headings (including subheadings) or **section headings** within a document. ❷ Select an available **alert profile** to search within (optional). ❸ Select a **document type** (optional). ❹ Select a **status** (optional). ❺ Click the **search button** to load the search results page. ⚠ Your search configurations will be **saved** for the duration of your session. □





Show me how to...

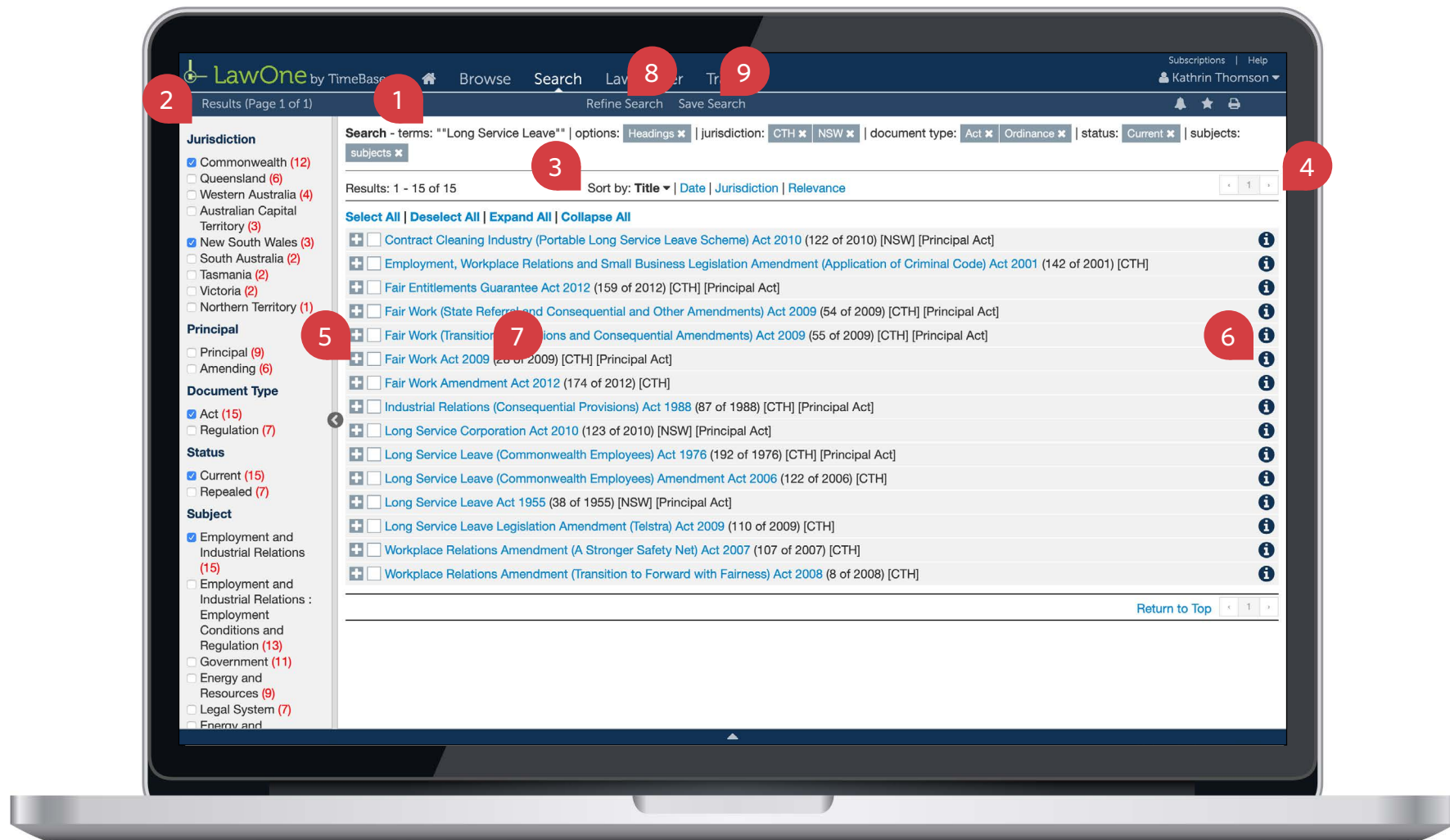
Review and refine search results

Review, modify and narrow your search results to find the legislative content you need.



Review and refine search results

On the search results page, you can: ① View/modify your search summary. ② View/modify the jurisdiction, principal, document type, status, subject and responsible department selections in the sidebar (with hits in red). ③ Sort your results. ④ View more results. ⑤ Toggle a title to view a summary of search hits. ⑥ Click on a key info icon to view core info and quick links. ⑦ Click on a title to access its full text or details. ⑧ Refine your search. ⑨ Save your search. →



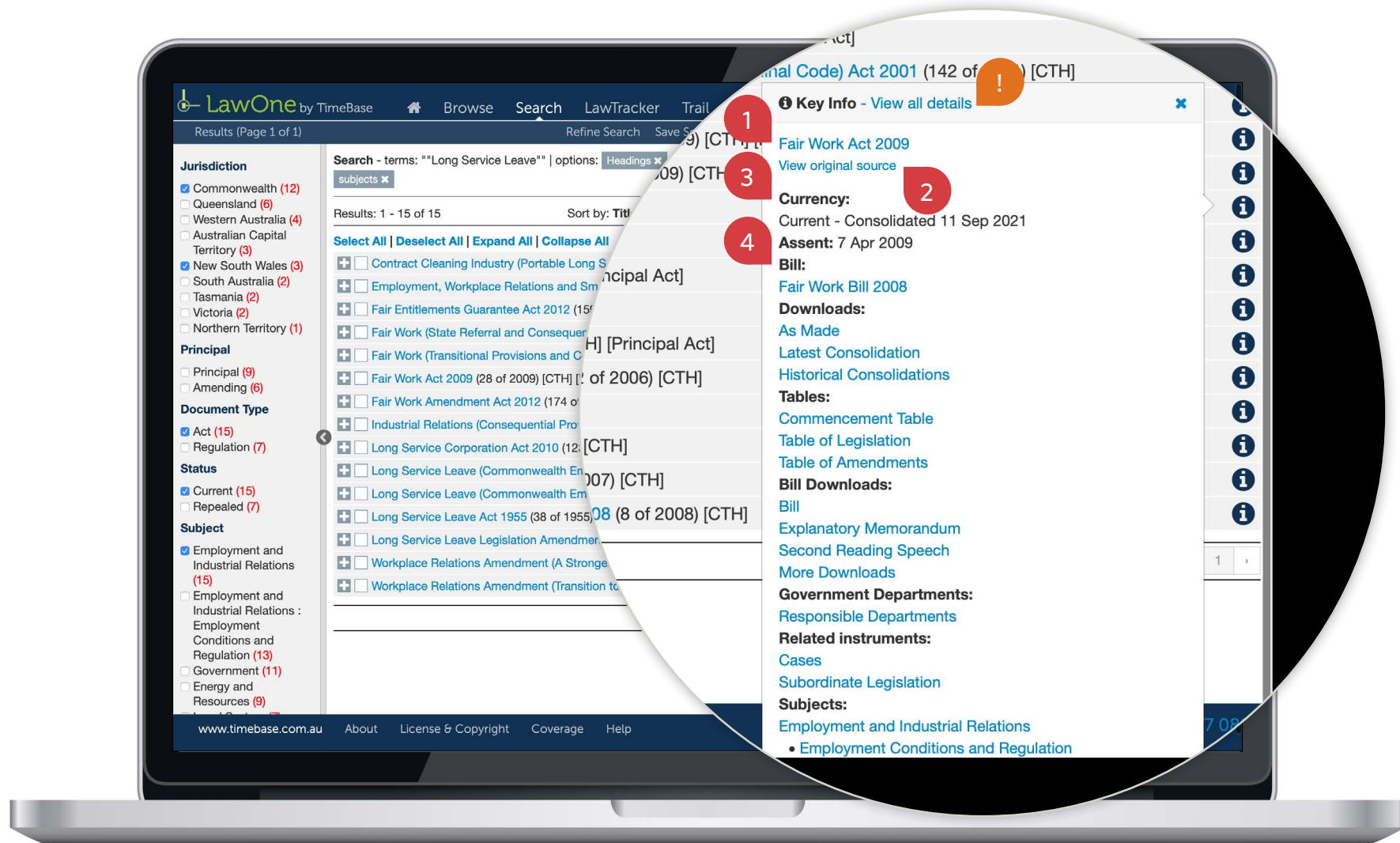


Review and refine search results continued

Using the key info panel, you can quickly access (where applicable):

- 1 The full text.
- 2 The original source.
- 3 Currency and assent information.
- 4 Quick links to bills, downloads, tables, responsible government departments, related instruments (including cases and subordinate legislation) and relevant subjects.

! A link to **view all details** can be clicked to load all key info on a new page. □





Review and refine search results continued

To view a summary of hits for a legislative title: ① Locate and toggle the relevant title to open the search summary. ② Legislative excerpts or headings containing search hits (in red) are listed below. ! You can click on a section title to navigate straight to that section in the full text legislation. □

The screenshot displays the LawOne by TimeBase website interface. The top navigation bar includes links for Subscriptions, Help, and a user profile (Kathrin Thomson). The main search bar shows the search terms "Long Service Leave" with various filters applied: Jurisdiction (CTH, NSW), Document Type (Act, Ordinance), Status (Current), and Subjects. The search results are displayed in a table with columns for Jurisdiction, Document Type, Status, and Subject. The results are sorted by Title. A red circle with the number 1 highlights the "Fair Work (Transition to Forward with Fairness) Act 2008" entry. A red circle with the number 2 highlights the "155 Terms dealing with long service leave" entry. The left sidebar contains filters for Jurisdiction, Principal, Document Type, Status, and Subject. The bottom of the page features a footer with the website URL (www.timebase.com.au), About, License & Copyright, Coverage, Help, and a Legislation hotline (1800 077 088).

LawOne by TimeBase

Search - terms: "Long Service Leave" | options: Headings | jurisdiction: CTH | NSW | document type: Act | Ordinance | status: Current | subjects: subjects

Results: 1 - 15 of 15

Sort by: Title | Date | Jurisdiction | Relevance

Select All | Deselect All | Expand All | Collapse All

1

2

155 Terms dealing with long service leave

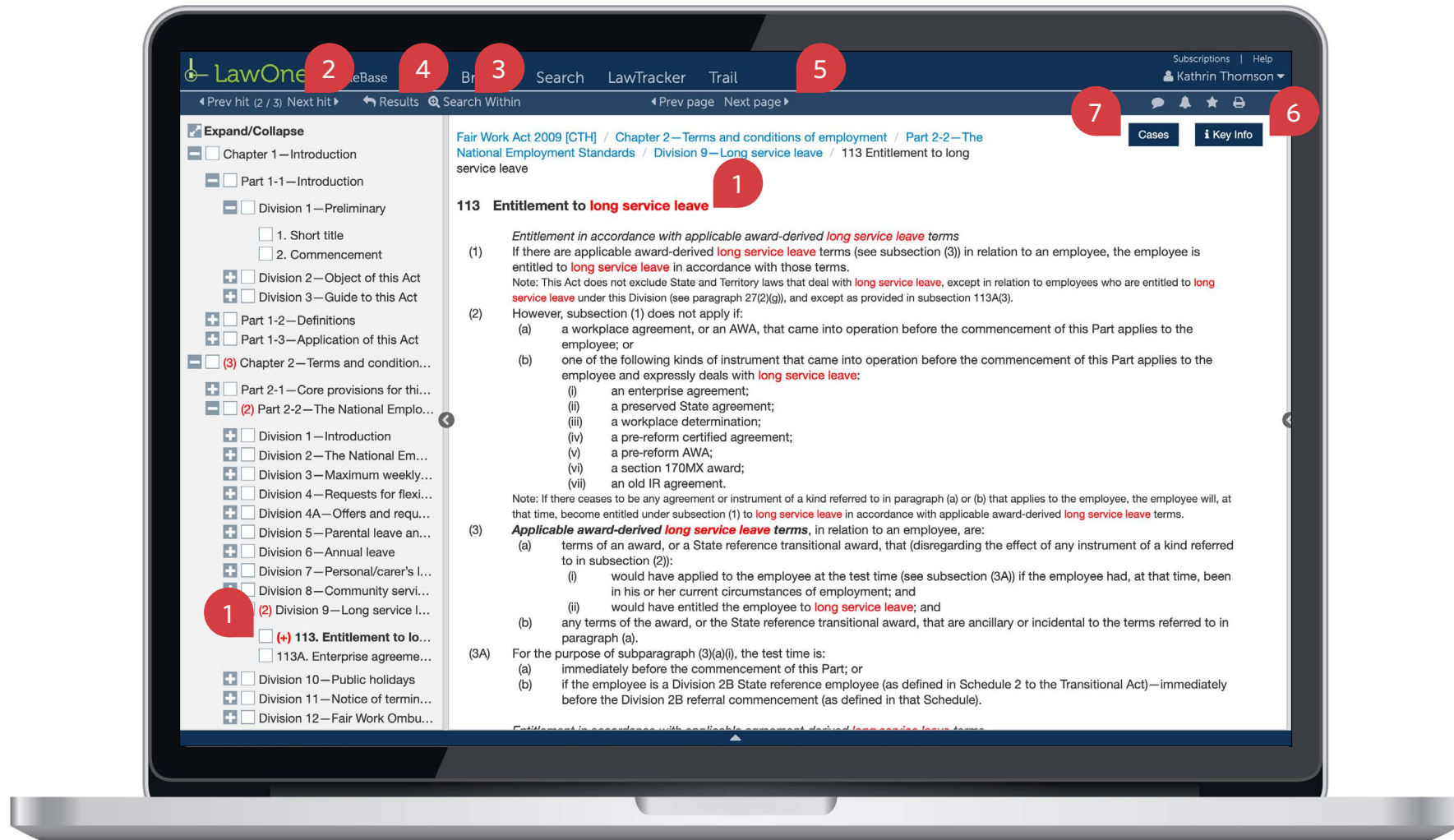
Return to Top

www.timebase.com.au About License & Copyright Coverage Help Legislation hotline: 1800 077 088



Review and refine search results continued

In the full text legislation, you can: ① View where search hits occur in the contents and document (in red). ② Navigate through each hit. ③ Click **search within** to reopen the search panel and modify your search. ④ Return to your search **results** (with any search modifications applied). ⑤ **Navigate** each page. ⑥ View **key info** and quick links. ⑥ View **cases** referencing the legislation. ⚠ Your search configurations will be **saved** for the duration of your session. □





Popular search operators

Find	Operator (not case sensitive)	Example	Explanation
This term	Use the term of interest	writ	Finds sections containing the term <i>writ</i> .
This exact phrase	"..."	"assessable income"	Finds sections containing the exact phrase <i>assessable income</i> .
Any of these terms	OR, or, ,	misleading OR deceptive	Finds sections containing ANY of the terms <i>misleading</i> , or <i>deceptive</i> , or <i>both</i> .
All these terms	AND, and, &, space between words	employee AND entitlements	Finds sections containing BOTH terms <i>employee</i> and <i>entitlements</i> .
Not excludes unwanted terms	NOT, not, !	custody NOT child	Finds sections containing the term <i>custody</i> that DO NOT include the term <i>child</i> .
Match a single character	?	licen?e	Finds sections containing the terms <i>licence</i> and <i>license</i> .
Match multiple characters	*	neglig*	Finds sections containing variations of the term that starts with <i>neglig</i> such as <i>negligent</i> , <i>negligence</i> , <i>negligently</i> , <i>negligible</i> .
Terms within n characters	/n	breach /20 contract	Finds sections containing the term <i>breach</i> within 20 characters of the term <i>contract</i> .



Key points to remember

- ▶ Click **advanced mode** in the search panel to access more search options.
- ▶ Use **search operators** (such as double quotation marks for an exact phrase).
- ▶ Your search configurations will be **saved** in the search panel for the duration of your session (including when you refine your search).
- ▶ Use the **key info icon** to access core information and quick links.
- ▶ Look for **help icons** to access useful tips and instructions.
- ▶ Look for **search hits** in red.

Need further help or technical support?

- > **Talk to a TimeBase team member on 1800 077 088 (Mon–Fri, 8am–4:30pm)**
- > **Email your questions to service@timebase.com.au**
- > **Access the full range of quick start guides at timebase.com.au**

TimeBase Pty Ltd

PO Box A2634, Sydney South, NSW 1235 Australia

E service@timebase.com.au

T +612 9262 3557 or 1800 077 088

timebase.com.au

© TimeBase Pty Ltd 2022 | ABN 66 064 360 658 | TimeBase is owned and operated by **FiscalNote, Inc.**

Document last updated: February 2022

